

**Accessories****Adapter set (3pcs)**

Grease coupler to connect the flexible hose to the grease nipple of a machine to be lubricated.



Part No. 191W60-2

**Angle adapter set**

90° grease coupler for hard-to-reach grease nipples



Part No. 1916U8-9

**Lock on adapter set**

Locking grease coupler for a more secure connection to the grease nipple of a machine to be lubricated.



Part No. 191A76-5



**Flexible hose** with adapter  
Length: 1200mm  
Standard equipment  
Part No. 1916S5-1



Length: 600mm  
Part No. 1916S7-7



**Shoulder belt**  
Standard equipment  
Part No. 166094-6

**Barrel assembly** Bulk grease is directly loadable into the barrel.

Not only grease cartridges but also bulk grease in pail can be loaded direct into the barrel.

B: with 450g grease cartridge  
Part No. 122D17-8\*



\*with joint and screws

**Cartridge barrel**

Barrel with view windows designed for user to easily check what type cartridge is being used.

A: with 400g grease cartridge  
Part No. 191F24-4

**Charging Time**

	DC18RC	DC18SD
<b>BL1815N</b> 1.5Ah	<b>15 min</b>	<b>30 min</b>
<b>BL1830B</b> 3.0Ah	<b>22 min</b>	<b>60 min</b>
<b>BL1850B</b> 5.0Ah	<b>45 min</b>	<b>110 min</b>
<b>BL1860B</b> 6.0Ah	<b>55 min</b>	<b>130 min</b>

**Cordless Grease Gun**

- Variable Speed
- Built-in Job Light
- Carrying Case

NOTE: The barrel type (A-type or B-type) varies depending on the country.

**Standard Equipment:**

Shoulder Strap, Battery, Charger

**DGP180**

<b>Max Operating Pressure</b>	69 MPa (10,000 PSI)
<b>Flow Rate</b>	Slow Speed Mode: 145 mL/min (5.0 oz/min) Auto Speed Change Mode: 290 mL/min (10.0 oz/min)
<b>Grease Capacity w/ Barrel A</b>	Cartridge / Bulk: 410 / 455 g (14.5 / 16.0 oz)
<b>Grease Capacity w/ Barrel B</b>	Cartridge / Bulk: 450 / 570 g (15.9 / 20.1 oz)
<b>Hose Length</b>	120 cm (47-1/4")
<b>Vibration Level</b>	2.5 m/s <sup>2</sup> or less
<b>Sound Pressure Level</b>	76 dB(A)
<b>Dimensions (L x W x H)</b>	w/ Barrel A: 411x114x245 mm (16-1/4"x4-1/2"x9-5/8") w/ Barrel B: 449x114x245 mm (17-3/4"x4-1/2"x9-5/8")
<b>Net weight</b>	4.8 - 6.1 kg (10.6 - 13.4 lbs.)

The weight may differ depending on the attachment(s), including the battery cartridge. The lightest and heaviest combination, according to EPTA-Procedure 01/2014, are shown in the table.  
Items of standard equipment and specifications may vary by country or area.

**Makita Singapore Pte Ltd**

7, Changi South Street 3, Singapore 486348  
Phone : +65-6546-8700 Fax : +65-6546-8711  
Email : msgproductteam@makita.com.sg  
Website : www.makita.com.sg  
Facebook : www.facebook.com/MakitaSG



MakitaSG



VISIT OUR WEBSITE



DOWNLOAD LEAFLET

PRINTED IN SINGAPORE

**Cordless Grease Gun  
DGP180**

Max pressure  
**69 MPa**

Applicable grease type  
**NLGI No.0- No.2**





# Cordless grease gun makes your maintenance work easier.


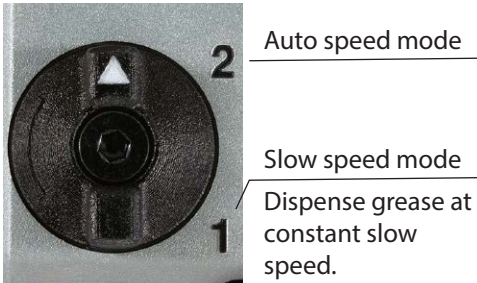


## Able to dispense grease at high pressure of 69MPa

Mainly for maintenance jobs of heavy machinery, farm machinery or other large machinery, such as greasing up, crawler track tensioning and more

## Automatic change of flow rate (Auto speed mode)

Varying the flow rate automatically according to the internal pressure



**Twin LED job light**  
enables to easily locate grease nipples in the dark.



The light ON/OFF switch is independent of the trigger switch.

**Lock-on switch**  
reduces hand fatigue in long continuous grease dispensing.

**Variable speed control trigger**  
enables variable control of grease flow rate.

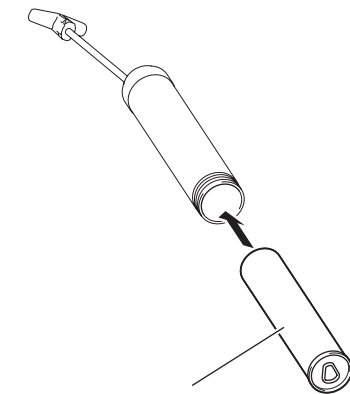


Photo: A-type barrel

## Grease supply

### For grease cartridge

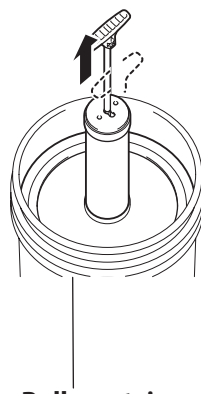
Installing grease cartridge (commercially-bought) in the barrel



Grease cartridge

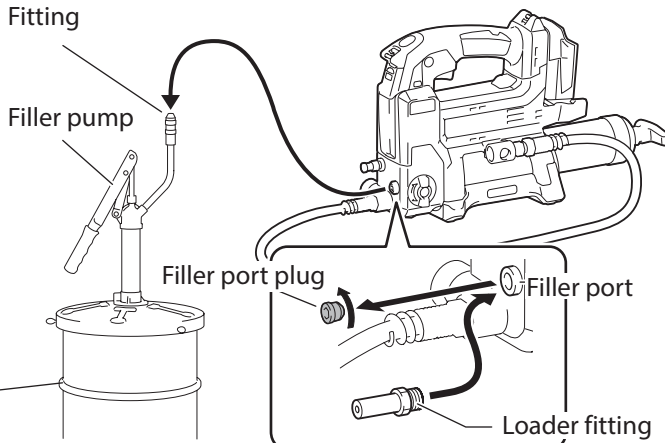
### For bulk container

Filling grease in the barrel from a bulk container (commercially-bought)



Bulk container

You can also fill grease into the barrel using a filler pump (commercially-bought) attached to the bulk container.



### Ejection of air

If air remains in the flow path of the grease, the tool cannot pour grease accurately. Eject the air before each use and also when the tool seems to work improperly due to air.



### Pressure relief valve

When the internal pressure in the tool exceeds a certain level, grease comes out from the pressure relief valve to lower the internal pressure.



### Hose holder

The hose holder can be attached to either side of the tool with the screw.



**1.2m Flexible hose**  
enables easy operation even in tight places.

## Changing the barrel from A-type to B-type, for grease capacity

Barrel type	Compatible grease cartridge			Bulk grease capacity
	Grease capacity	Outer diameter	Overall length	
A	410g	ø53mm	approx. 240mm	455g
B	450g	ø59mm	approx. 225mm	570g

NOTE: The barrel type (A-type or B-type) varies depending on the country.