

**High Power**  
**Durability**  
**Digital Communication**



**Accessories**

**Multi adapter set**  
Part No. 1913F5-2

- MAKPAC (all types) can be installed, which is also convenient for storing cleaning accessories.
- Portable power pack PDC01 /1200 /1500 can be installed to improve run time.



**Dust bag set**  
Part No. 1913F7-8

- Capacity: 47L (12.4 gal)
- Dust bag suitable for collecting bulky waste such as fallen leaves.
- Dust bag can be reused.



**Portable Power Pack**

**PDC1500**



**PDC1200**



**Battery Powered**



**Adapter set**

**for 40Vmax models**  
Part No. 191N62-4



**for 18Vx2 models**  
Part No. 191J51-5



**Charging Time**

	Fast Charging			
	DC40RA	DC40RB	DC40RC	DC40WA
**BL4020 2.0Ah 191L29-0	22 min	30 min	110 min	
**BL4025 2.5Ah 191B36-3	28 min	38 min	130 min	
**BL4040/F 4.0Ah 1910N6-8	45 min	67 min	210 min	
**BL4050F 5.0Ah 191L47-8	50 min	85 min	260 min	
**BL4080F 8.0Ah 191X65-8	76 min	170 min	420 min	

\*1 Recommended battery

not covered by EPTA-Procedure

Items of standard equipment and specifications may vary by country or area.

**Cordless Vacuum Sweeper**

**VS001G**

Anti-restart function	Continuous use	Quiet: 290, 480 min/Standard: 120, 200 min
Electronic 2-Speed	Continuous use (Battery)	BL4050F x2, BL4080F x2
Constant Speed	Dust container capacity	24 L (6.3 gal)
Dust Collection	Dust collection volume	15.6 L (4.1 gal)
Toolless blade change	Dust bag capacity (Optional accessory)	47 L (12.4 gal)
Built-in Job Light	Vibration level	2.5 m/s <sup>2</sup> or less
	Vibration K factor	1.5 m/s <sup>2</sup>
	Sound pressure level	70 dB(A) or less
	Noise K factor	3 dB(A)
	Cleaning width	Main brush: 480 mm (18-7/8") Side brush: 650 mm (25-1/2")
	Dimensions (L x W x H)	w/ Handle in upright position: 830 x 677 x 1,146 mm (32-3/4 x 26-3/4 x 45") w/ Handle in retracted position: 830 x 677 x 467 mm (32-3/4 x 26-3/4 x 18-3/8")
	Net weight	29.9 - 33.1 kg (65.9 - 73.0 lbs.)
	Net weight (Battery)	BL4025F - BL4080F x2

Standard Equipment : Battery, Charger

Dust pickup rate  
about **90%**

- Suction mode: Standard
- Brush rotation speed: Standard
- Value when the side brush is off
- Floor type: Hard floor
- Dust type: Cement powder (particle size: approx 10µm)
- Dust volume: Spreading density: 250 g/m<sup>2</sup>
- Sweeper travel distance: 700mm

Cleaning width  
with Side brush

**650 mm**



**Makita Singapore Pte Ltd**

7, Changi South Street 3, Singapore 486348  
Phone : +65-6546-8700 Fax : +65-6546-8711  
Email : msgproductteam@makita.com.sg  
Website : www.makita.com.sg  
Facebook : www.facebook.com/MakitaSG



MakitaSG



VISIT OUR WEBSITE



DOWNLOAD LEAFLET

PRINTED IN SINGAPORE




### Capable of cleaning dust or waste of all sizes

Two Main brushes located on the bottom of the machine enable cleaning of small dust particles as well as large debris such as 500ml-size PET bottles.

#### Dust collection function

Reduces flying-up dust captured by the brushes.



#### Two Main brushes (Electric)

- Two Main brushes are located on the bottom of the machine.
- Height adjustable
- Toolless replacement

#### Side brush (Electric)

- Side brush on the right side of the machine allows user to clean up the edge of the walls.
- Toolless replacement
- Interlocked with rotation of Main brush
- Height of Side brush can be adjusted.

### Excellent transportability and maneuverability

- By reducing the weight of the machine, the transportation burden is reduced.
- The cleaning width is limited to the width of a typical door (800mm or less) for easy maneuverability in the field.

Net weight

**29.9 - 33.1 kg**

(BL4025F x1) (BL4080F x2)

### Powerful cleaning with three motors

**BL** \*  
**MOTOR**

- For filter cleaning
- For dust collection
- For Main brushes and Side brush



\*Only motors for dust collection and Main/Side brushes are BL motors.

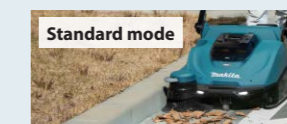


### Excellent operating section


Control switches and indicators are located on the control panel of the handle.



### Switchable brush rotation speed (Main brush / Side brush)

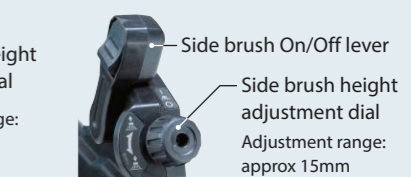


Rotation speed of Main brush / Side brush can be switched (standard/quiet) according to the work environment.



Standard mode: For sweeping a large amount of dust and waste

Quiet mode: For cleaning places where quietness is expected such as indoor areas, or a small amount of dust and waste



### Filter cleaning mechanism (Electric)



The filter vibrates to remove dust adhering to the filter, reducing clogging.

**HEPA filter**

### Excellent storage capability

Handle can be folded to stand the machine upright for compact storage.



**XPT**  
**eXtreme Protection Technology**  
IPX4-rated water-resistance



### LED job light

Illuminates the front of the machine, allowing user to check for dust or obstacles even in dark places such as warehouses.



Multi adapter (Optional accessory)  
Portable power pack MAKPAC



40Vmax XGT battery (two in parallel or one)



Carry handle  
Equipped with a carry handle for easy carrying

