



# Cordless Circular Saw HS009G / HS010G 235 mm (9-1/4")



**XGT**  
**40V** Li-ION  
**max**



Photo: HS010G

## HS009G

Guide rail  
Compatible base



## HS010G

Aluminum  
plate base



**Work amount**  
on a single full  
battery charge

# 120 cuts

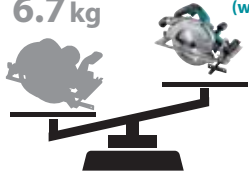
Model: HS009G  
Oak wood (Thickness: 80mm / Width: 300mm / Bevel angle: 0°)  
with BL4050F





# Lightweight & high power

Predecessor AC Model **6.7 kg**  
**HS009G/ HS010G**  
**5.7/ 6.1 kg**  
 (with BL4050F)



Rotatable dust nozzle



Sub base (HS009G)

Sub Base can be used as Guide Rule by turning up side down.

## Accessories

Specialized EFFICUT blade




Size (mm)	Part No.
235 x 2.2 x 25 x 24T	E-01959

Guide rail



Overall length (m)	Part No.
1	199140-0
1.4	194368-5
1.9	194925-9
3	194367-7

Clamp set



Part No. type A: 194385-5  
type B: 199826-6

Bevel guide set



Part No. 196664-7

Guide rail bag



For 1.4m, 1.5m Guide rail  
Part No. E-05664

Guide rail Joint connector 2pc set



Part No. 198885-7(EU)

**BL**  
MOTOR

Magnesium diecast blade case



photo: HS010G

Aluminum plate base (HS010G)

photo: HS009G

Magnesium diecast base


(HS009G only) having direct compatibility with Guide rail



Twin LED Job light



Bevel cuts up to 1° left and 60° right.



Electric brake

**XPT**

eXtreme Protection Technology

**AWS**

Auto-start Wireless System

The wireless activation function enables clean and comfortable operation. By connecting a supported tool to the cleaner, you can run the cleaner automatically along with the switch operation of the tool.



Wireless unit is compatible with all supported tools

## Charging Time

	Fast Charging	
	DC40RA	DC40RC
*1BL4020 2.0Ah 191L29-0	22 min	30 min
*1BL4025 2.5Ah 191B36-3	28 min	38 min
*1BL4040 4.0Ah 191B26-6	45 min	67 min
BL4050F 5.0Ah 191L47-8	50 min	85 min

\*1 Recommended battery

## Cordless Circular Saw

**HS009G / HS010G 235 mm (9-1/4")**

	HS009G	HS010G
Brake	Yes	Yes
Constant speed	Yes	Yes
Soft Start	Yes	Yes
Dust Collection	Yes	Yes
Built-in Job Light	Yes	Yes
Carrying Case	Yes	Yes
<b>Wheel Diameter</b>	235 mm (9-1/4")	235 mm (9-1/4")
<b>Max Cutting Capacity</b>	0°: 85 mm (3-3/8") 45°: 61 mm (2-3/8") 60°: 44 mm (1-3/4")	0°: 85 mm (3-3/8") 45°: 61 mm (2-3/8") 60°: 41 mm (1-5/8")
<b>No Load Speed (RPM)</b>	4,000	4,000
<b>Vibration Level</b>	Cutting Wood: 2.5 m/s <sup>2</sup> or less Cutting Metal: 2.5 m/s <sup>2</sup> or less	Cutting Wood: 2.5 m/s <sup>2</sup> or less Cutting Metal: 2.5 m/s <sup>2</sup> or less
<b>Sound Pressure Level</b>	94dB(A)	94 dB(A)
<b>Sound Power Level</b>	105 dB(A)	105 dB(A)
<b>Dimensions (L x W x H)</b>	413 x 196 x 316 mm (16-1/4 x 7-3/4 x 12-1/2")	430 x 224 x 316 mm (17 x 8-7/8 x 12-1/2")
<b>Net weight</b>	5.1 - 5.7 kg (11.2 - 12.6 lbs.)	5.5 - 6.1 kg (12.1 - 13.4 lbs.)

**Standard Equipment:** TCT Saw Blade, Sub Base (HS009G only), Guide Rule (HS010G only), Hex Wrench, Wireless Unit (country-specific), Battery, Charger

The weight may differ depending on the attachment(s), including the battery cartridge. The lightest and heaviest combination, according to EPTA-Procedure 01/2014, are shown in the table. Items of standard equipment and specifications may vary by country or area.

## Makita Singapore Pte Ltd

7, Changi South Street 3, Singapore 486348  
 Phone : +65-6546-8700 Fax : +65-6546-8711  
 Email : msgproductteam@makita.com.sg  
 Website : www.makita.com.sg  
 Facebook : www.facebook.com/MakitaSG



**f MakitaSG**



VISIT OUR WEBSITE



DOWNLOAD LEAFLET

PRINTED IN SINGAPORE