



Cordless Chain Saw
DUC355 Captive nuts type
DUC353 Tool-less chain adjustment type
 350mm (14")

Captive nuts type

Tool-less chain adjustment type



350mm (14") DUC355

Photo: DUC355




350mm (14") DUC353

Photo: DUC353

Accessories

Guide Bar / Saw Chain / Guide Bar Cover

Cutter type: MC : Micro chisel, CC: Chamfer chisel
 *Carving bar **Sprocket nose bar (Micro-Lite)



Guide Bar		Saw Chain					Bar Cover	File diameter		Drive Sprocket		
Bar length	Part No.	No. of drive links	gauge	pitch	Cutter type	Saw Chain Part No.	Part No.	1st half of top plate	2nd half of top plate	pitch/ No. of teeth	Part No.	
25cm/10"	*168407-7	60	1.3mm/.050"	1/4"	25AP	MC	194098-8	452093-7	4.0mm	4.0mm	1/4" / 9	198259-2
30cm/12"	**165245-8	46	1.1mm/.043"	3/8"	90PX	CC	196740-7	419288-5	4.5mm	4.0mm	3/8" / 6	221464-7
30cm/12"	165200-0	46	1.3mm/.050"	3/8"	91PX	CC	196211-4	419288-5	4.0mm	4.0mm	3/8" / 6	221464-7
35cm/14"	**165246-6	52	1.1mm/.043"	3/8"	90PX	CC	196741-5	419288-5	4.5mm	4.0mm	3/8" / 6	221464-7
35cm/14"	165201-8	52	1.3mm/.050"	3/8"	91VG	CC	531492652	419288-5	4.0mm	4.0mm	3/8" / 6	221464-7
40cm/16"	**165247-4	56	1.1mm/.043"	3/8"	90SG	CC	531291656	419242-9	4.5mm	4.0mm	3/8" / 6	221464-7
40cm/16"	165202-6	56	1.3mm/.050"	3/8"	91VG	CC	531492656	419242-9	4.0mm	4.0mm	3/8" / 6	221464-7

Depth gauge jointer, File handle & Flat file



Depth gauge jointer	File handle	Flat file
Part No.	Part No.	Part No.
953 100 090	953 004 010	953 003 060

File and File holder



Size	Saw chain type	File	File and File holder
		Part No.	Part No.
4mm	25AP, 91PX, 91VLX	953 003 090	953 030 010

Chain oil & BIOTOP Chain oil



Amount	Part No.
1000ml	988002656

Cordless Chain Saw

DUC355 / DUC353
 350 mm (14")

Guide Bar Length	350 mm (14")
Chain Pitch / Chain Gauge	9.5 mm (3/8") / 1.1 / 1.3 mm (.043" / .050")
Chain Speed	0 - 20 m/s (0 - 1,200 m/min)
Chain Oil Tank Volume	200 mL
Sound Pressure Level	87.7 dB(A)
Sound Power Level	98.7 dB(A)
Vibration Level	Cutting Wood: 5.3 m/s ²
Dimensions (L x W x H)	DUC355: 762x211x235mm (30"x8-5/16"x9-1/4") DUC353: 762x215x235mm (30"x8-1/2"x9-1/4")
Net weight	4.7 kg (10.4 lbs) - 5.4kg (11.8lbs)

Variable Speed	Automatic Oiling	Standard Equipment : Saw Chain, Guide Bar, Guide Bar Cover, Chain oil 100mL (country-specific), Battery, Charger, Wrench (DUC355)
Brake	Chain Brake	
Constant Speed		

The weight may differ depending on the attachment(s), including the battery cartridge. The lightest and heaviest combination, according to EPTA-Procedure 01/2014, are shown in the table. Items of standard equipment and specifications may vary by country or area.

High Power & High Speed
 High efficiency equivalent to 30mL class engine chain saws



CORDLESS CHAIN SAW for PROFESSIONAL



Outer Rotor Brushless Motor direct-drive



Photo: DUC355

Makita Singapore Pte Ltd
 7, Changi South Street 3, Singapore 486348
 Phone : +65-6546-8700 Fax : +65-6546-8711
 Email : msgproductteam@makita.com.sg
 Website : www.makita.com.sg
 Facebook : www.facebook.com/MakitaSG



MakitaSG



VISIT OUR WEBSITE



DOWNLOAD LEAFLET

PRINTED IN SINGAPORE



Excellent cutting performance equivalent to 30mL class engine chain saws

High operating efficiency

Outer Rotor Brushless Motor direct-drive system provides high operating efficiency.



High operability

Chain brake and Variable speed trigger switch provide high operability equivalent to engine chain saws.



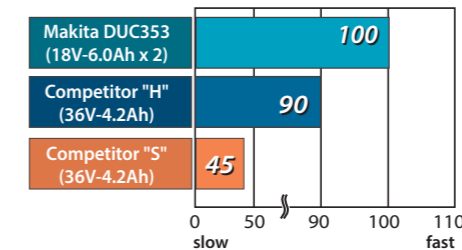
SLIM & COMPACT BODY



Cutting Performance

Note: 1. The test results depend to a great extent on the hardness of materials, etc.
2. Numbers in the charts below are relative values when the capacities of Makita DUC353(90PX) is indexed at 100.

Work efficiency



Work amount

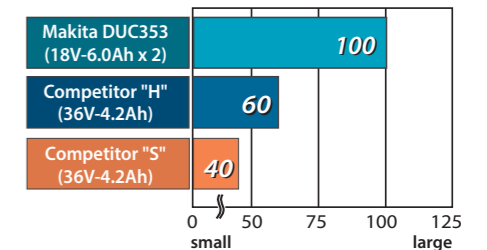


Photo: DUC355

Powered by two 18V Li-ion batteries in series



Constant speed control

- minimizes reduction in rotation speed under load, keeping operation efficiency.
- Lowers noise under no load.

Metal spike bar



Metal chain catcher



Captive nuts prevent loss of nuts

DUC355 when removing a sprocket cover to replace a guide bar or a saw chain.



Tool-less chain adjustment

DUC353

Extendable lever

1. allows for:
 - Easier saw chain tightening
 - Higher tightening torque
2. can be quickly retracted at any angle.
3. reduces the area projecting from Sprocket cover.



Variable speed trigger switch



Battery capacity warning lamp



Adjustable automatic chain lubrication



Chain oil level window



Chain tensioning screw

