

Can be attached with a vacuum cleaner.



Powered by two 18V Li-ion batteries in series



Variable speed control by dial



On-tool storage for hex wrench



Battery capacity warning lamp

**Guide Rule (Sub Base) (option)**

Guide Rule can be used as Sub Base by turning up side down.

**Accessories**

T.C.T Saw Blade




- Make big reducing stress of cutting
- Tip's shape of New type

No. of Teeth	Plate (mm)	Kerf (mm)	Rake (degree)	Wood	MDF	Laminate	Aluminum	CORIAN®	Part No.
56	1.0	1.45	23°	✓	✓	✓			<b>EFFICUT</b> B-57364
55	1.1	1.6	20°	✓	✓				B-57059
28	1.4	2.0	15°	✓					B-56649
28	1.6	2.2	15°	✓					B-07434
48	1.25	1.85	8°	✓					B-56166
48	1.6	2.2	8°	✓					B-07353
60	1.4	2.0	5°		✓	✓			B-56661
60	1.4	2.0	5°		✓	✓			B-56677
56	1.4	2.0	-3°				✓		B-56655
56	1.7	2.4	-3°				✓		B-07440
48	1.4	2.0	5°					✓	B-56683
48	1.7	2.4	5°					✓	B-10344


**Guide Rail**

Length	Part No.
1,400mm	194368-5
1,900mm	194925-9
3,000mm	194367-7



**Bevel Guide Set**

Adjustable angle of Guide Rail  
Part No. 194433-0



**Guide Rail Connector**

Part No. P-45777



**Clamp Set**

(use with Guide rail)  
Part No. 194385-5



**Dust bag**

Part No. 126599-8



**Cordless Plunge Cut Saw**

**DSP600 165 mm (6-1/2")**

Variable Speed	<b>Blade Diameter</b> 165 mm (6-1/2") <b>Max Cutting Capacity</b> 90°: 56 mm (2-3/16") 45°: 40 mm (1-9/16") 48°: 38mm (1-1/2")
Brake	<b>No Load Speed (RPM)</b> 2,500 - 6,300
Soft Start	<b>Vibration Level</b> 2.5 m/s <sup>2</sup> or less
Dust Collection	<b>Sound Pressure Level</b> 92 dB(A)
Carrying Case	<b>Sound Power Level</b> 103 dB(A)
	<b>Dimensions (L x W x H)</b> 346x241x272mm
	<b>Net weight</b> 4.4 - 5.1 kg (9.8 - 11.2 lbs.)

**Standard Equipment:** Charger, Battery, TCT Saw Blade, Hex Wrench

The weight may differ depending on the attachment(s), including the battery cartridge. The lightest and heaviest combination, according to EPTA-Procedure 01/2014, are shown in the table. Items of standard equipment and specifications may vary by country or area.



**Cordless Plunge Cut Saw DSP600 165 mm (6-1/2")**



**Up to 40% Faster Cutting**  
than corded current model

**Two 18V LXT Li-ion batteries**  
deliver the power and performance

**Makita Singapore Pte Ltd**

7, Changi South Street 3, Singapore 486348  
Phone : +65-6546-8700 Fax : +65-6546-8711  
Email : msgproductteam@makita.com.sg  
Website : www.makita.com.sg  
Facebook : www.facebook.com/MakitaSG



VISIT OUR WEBSITE



DOWNLOAD LEAFLET

PRINTED IN SINGAPORE

# As powerful as AC model thanks to BL motor



## High power for fast cutting and ripping

- 18V X2 Li-ion battery
- Brushless DC motor
- New thin saw blade

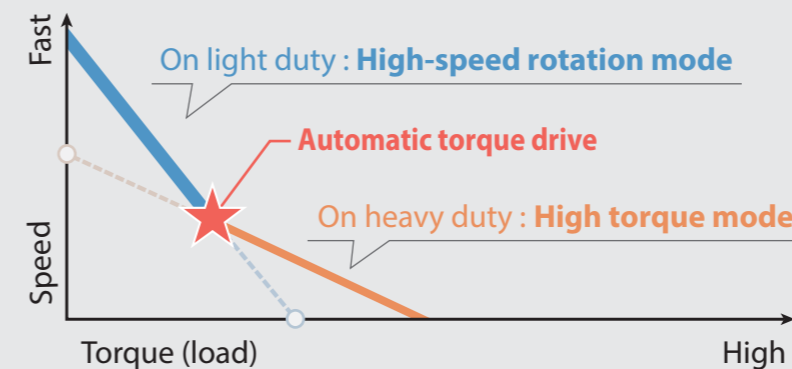


## ADT

### Automatic torque Drive Technology

automatically changes the cutting speed according to load conditions for an optimum operation:

- On light duty: high-speed rotation mode
- On heavy duty: high torque mode



## High Maneuverability

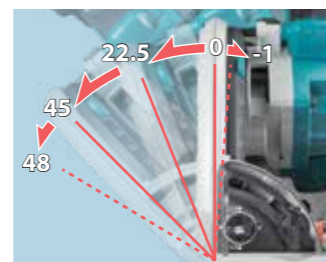


## Tip-Resistant Design



Sliding the lever prevents this tool from falling down towards blade case.

## Bevel Cut



**Bevel Range**  
:: -1 to 48 degrees

### Precision Bevel Cut

The position of cutting line is always the same regardless of bevel angle in cutting with Guide Rail attached.

### Positive Stopper



Lever for bevel angle -1

## Depth Stopper for Splinter-free Cutting

Enables to easily cut a preliminary groove at a depth of 2mm (1/16") for splinter-free cuts.



## Close-to-Wall Cutting



Only 18mm (11/16") away from wall at minimum

### Soft start

minimizes start-up shock, and makes the tool start smoothly.

### Electric brake

enables you to start next operation quickly.

