



\* These models are not compatible with Portable Power Pack (PDC1200, PDC01) / Only rear handle type chainsaws are compatible  
\*\* Not compatible with Portable Power Pack (PDC1200)

## Accessories

### Blade



Model: DLM538 / DLM539  
Size: 530mm  
Part No. 191V96-5




Model: DLM480 / DLM481  
Size: 480mm  
Part No. 191V97-3





\*For Mulching

## Charging Time

	Fast Charging		DC18SD
	DC18RC	DC18RD	
<b>BL1830B</b> 3.0Ah 197599-5	<b>22 min</b>		<b>60 min</b>
<b>BL1850B</b> 5.0Ah 197280-8	<b>45 min</b>		<b>110 min</b>
<b>BL1860B</b> 6.0Ah 197422-4	<b>55 min</b>		<b>130 min</b>

## Cordless Lawn Mower

**DLM538 / DLM539** 530 mm (21") **DLM480 / DLM481** 480 mm (18-7/8")

	DLM538 / DLM539	DLM480 / DLM481
 Brake	Cutting Width 534 mm (21") Cutting Height 20 - 100 mm (13/16 - 3-15/16") No Load Speed (RPM) 3,000 Propelling Speed DLM538: - / DLM539: 2.5 - 5.0 km/h Continuous Use (min.) w/ BL1860B x2, Self-Propelled: DLM538: - / DLM539: 22 w/ BL1860B x2, Push-Drive: 25	480 mm (18-7/8") 20 - 100 mm (13/16 - 3-15/16") 3,100 DLM480: - / DLM481: 2.5 - 5.0 km/h w/ BL1860B x2, Self-Propelled: DLM480: - / DLM481: 23 w/ BL1860B x2, Push-Drive: 28
 Soft Start	Sound Pressure Level 84 dB(A) Sound Power Level 92 dB(A) Vibration Level 2.5 m/s <sup>2</sup> or less Dimensions (L x W x H) During Operation: 1,810 - 1,870 x 580 x 920 - 1,040 mm (71-1/4 - 73-5/8 x 22-7/8 x 36-1/4 - 41") When Stored (w/o Grass Box): 610 x 580 x 925 mm (24 x 22-3/4 x 36-3/8") Net weight DLM538: 25.5 - 28.0 kg (56.2 - 61.7 lbs.) DLM539: 27.9 - 30.4 kg (61.5 - 67.0 lbs.)	84 dB(A) 94 dB(A) 2.5 m/s <sup>2</sup> or less During Operation: 1,690 - 1,740 x 530 x 930 - 1,060 mm (66-1/2 - 68-1/2 x 20-7/8 x 36-5/8 - 41-3/4") When Stored (w/o Grass Box): 580 x 530 x 870 mm (22-7/8 x 20-7/8 x 34-1/4") DLM480: 24.5 - 26.8 kg (54.0 - 59.1 lbs.) DLM481: 27.1 - 29.3 kg (59.7 - 64.6 lbs.)

Standard Equipment: Blade, Mulching Plug, Wrench, Rod, Battery, Charger

The weight may differ depending on the attachment(s), including the battery cartridge. The lightest and heaviest combination, according to EPTA-Procedure 01/2014, are shown in the table.  
Items of standard equipment and specifications may vary by country or area.

## Makita Singapore Pte Ltd

7, Changi South Street 3, Singapore 486348  
Phone : +65-6546-8700 Fax : +65-6546-8711  
Email : msgproductteam@makita.com.sg  
Website : www.makita.com.sg  
Facebook : www.facebook.com/MakitaSG



MakitaSG



VISIT OUR WEBSITE



DOWNLOAD LEAFLET

PRINTED IN SINGAPORE

Satisfy Professional's Needs

LXT

Makita

**Cordless Lawn Mower**  
**DLM538 / DLM539** 530 mm (21")  
**DLM480 / DLM481** 480 mm (18-7/8")



photo: DLM539

Mowing area  
with BL1860B x2

Push-Drive  
DLM538 / DLM539  
DLM480 / DLM481  
**800 m<sup>2</sup>**

Self-Propelled  
3.6km/h  
DLM539  
**700 m<sup>2</sup>**  
DLM481  
**650 m<sup>2</sup>**

530 mm (21")

DLM538

DLM539 Self-Propelled



480 mm (18-7/8")

DLM480

DLM481 Self-Propelled



XPT





photo: DLM539

# 4 in 1 (Cutting/ Collecting/ Mulching/ Rear discharge)




photo: DLM480

## Plastic Cutting Deck

allows for lightweight design to increase maneuverability in turns, preparation, storage and more.

### Easier cutting height adjustment

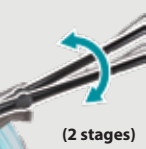


- Easy-to-grip egg-shaped lever.
- Positioning grooves for the lever can be visually confirmed.

### Grass catcher with grass level indicator



### Handle height adjustment



Each side of the handle can be locked/unlocked with just a single action without tool.

**Large tires**  
enlarge the ground contact area to sustain higher performance in running over muddy or bumpy yard.

**DLM538 / DLM539 / DLM480 / DLM481**



**Predecessor model**



**18v + 18v → 36v**



**Cutting width**

DLM538 / DLM539

**530mm**

DLM480 / DLM481

**480mm**

photo: DLM539

### Higher mowing performance



The blade is designed so that it tilts towards the front side of the mower when attached, preventing double-cutting for reduced current consumption.



Optimum blade design for less rotational speed reduction of the blade

### Improved grass collection efficiency



achieved by re-designing the inside of the deck to a streamlined shape

### Water-resistant cutting deck



The inside is washable; however, self-propelled unit should be kept dry.

### Self-propelled type (with suction power control)

DML539 / DLM481 only



• On/off switch lever for self-propelled function



• Self-propelled speed: 2.5-5.0km/h

### Vertical storage



Compact storage of grass catcher allows for space-saving vertical storage



**XPT**



**IPX4-rated water-resistance**

Continuous run time on full battery charge (BL1860B x2)

	Self-Propelled	Collecting	Mulching	Rear discharge	Side discharge	self-propelled: 3.6km/h	push-drive
DLM538	—	✓	✓	✓	-	-	25 min
DLM539	✓	✓	✓	✓	-	22 min	25 min
DLM480	—	✓	✓	✓	-	-	28 min
DLM481	✓	✓	✓	✓	-	23 min	28 min