

Powered by Li-ion Battery of Makita's 18V Platform



**DCL180**



Max Air Flow

1.4 m<sup>3</sup>/min

Max Sealed Suction

4.2 kPa

Continuous use\*

33 min

**DCL181F**



Max Air Flow

1.4 m<sup>3</sup>/min

Max Sealed Suction

5.3 kPa

Continuous use\*

33 / 66 min  
High / Low

**DCL182**



Dust bag (cloth)

Paper filter set

Max Air Flow

1.4 m<sup>3</sup>/min

Max Sealed Suction

5.4 kPa

Continuous use\*



33 / 66 min  
High / Low

\*On a full battery charge with BL1850B

**Accessories**

	Nozzle assembly For rug / carpet	Seat Nozzle	Flexible hose	Corner nozzle	Round brush	Shelf brush
Color						
White	Part No. 198525-7	Part No. 199037-3	Part No. 198867-9	Part No. 198918-8	Part No. 198877-6	Part No. 198872-6
Blue	Part No. 198523-1	Part No. 199040-4	Part No. 198541-9	Part No. 198989-5	Part No. 198549-3	Part No. 198534-6

**CL108FD, CL106FD only**





<b>Filter</b> 10pcs /set Part No. 443060-3	<b>Pre-filter</b> Part No. 451208-3	<b>Easy shake off filter</b> Part No. 198752-6		
--	--	---	--	---

**CL107FD only**

<b>Dust bag</b> (cloth) Part No. 198746-1	<b>Paper filter set</b> 5pcs/set Part No. 198566-1	<b>Easy shake off filter</b> Part No. 198748-7	<b>Valve stay complete</b> Part No. 143677-9	
---	--	---	---	---

**Cordless Cleaner**

**CL108FD / CL107FD / CL106FD**

	CL108FD	CL107FD	CL106FD
 Built-in Job Light			
 Electronic 3-Speed (CL108FD, CL107FD)			
 12Vmax LITHIUM-ION			
			
<b>Capacity</b>	600 mL	Dust Bag: 500 mL Paper filter: 330 mL	600 mL
<b>Continuous Use (min.)</b>	With BL1041B: Max/ High/ Normal: 20/ 24/ 50 1.3 m <sup>3</sup> /min	With BL1041B: Max/ High/ Normal: 20/ 24/ 50 1.4 m <sup>3</sup> /min	With BL1041B: 42 1.3 m <sup>3</sup> /min
<b>Max Air Flow</b>	4.4 kPa (445 mmH <sub>2</sub> O)	5.0kPa (510 mmH <sub>2</sub> O)	3.1 kPa (316 mmH <sub>2</sub> O)
<b>Max Sealed Suction (water column)</b>	4.4 kPa (445 mmH <sub>2</sub> O)	5.0kPa (510 mmH <sub>2</sub> O)	3.1 kPa (316 mmH <sub>2</sub> O)
<b>Suction Power</b>	Max/ High/ Normal: 32/ 20/ 5W	Max/ High/ Normal: 32/ 20/ 5W	19 W
<b>Dimensions (L x W x H)</b>	956x110x150 mm	960x112x150mm	958x100x150mm
<b>Net weight</b>	(37-5/8"x4-5/16"x5-7/8") 1.0 - 1.2 kg (2.3 - 2.7 lbs.)	(37-3/4"x4-3/8"x5-7/8") 1.1 - 1.3 kg (2.5 - 2.9 lbs.)	(37-3/4"x3-15/16"x5-7/8") 1.0 - 1.1 kg (2.2 - 2.5 lbs.)

**Standard Equipment:** CL106FD, CL108FD: Floor Nozzle, Sash Nozzle, Sash Nozzle Holder, Pipe, Filter, Prefilter, Battery, Charger  
CL107FD: Floor Nozzle, Sash Nozzle, Sash Nozzle Holder, Pipe, Dust Bag (cloth) CL, Paper filter set, Battery, Charger

weight according to EPTA-Procedure 01/ver.2.1  
Items of standard equipment and specifications may vary by country or area.

**Makita Singapore Pte Ltd**

7, Changi South Street 3, Singapore 486348  
Phone : +65-6546-8700 Fax : +65-6546-8711  
Email : msgproductteam@makita.com.sg  
Website : www.makita.com.sg  
Facebook : www.facebook.com/MakitaSG



MakitaSG



VISIT OUR WEBSITE



DOWNLOAD LEAFLET

PRINTED IN SINGAPORE



**Cordless Cleaner**  
CL108FD/ CL107FD/ CL106FD

Satisfy Professional's Needs



**Lightweight and High Power**



**CL108FD / FDW**

Capsule type + One touch switch



CL108FDW

**CL107FD / FDW**



Paper bag type  
+  
One touch switch

**CL106FD / FDW**



Capsule type  
+  
Trigger switch







**Strong suction power**


**Lightweight body**

**Fast Charging**



**LED job light**

illuminates the work area.




with battery capacity warning lamp (CL108FD / CL107FD)



**T-nozzle with enhanced maneuverability**

Ingenious swivel joint always keeps the vacuum head as close to the floor surface as possible even when cleaning tight places such as beneath sofas.



**Capsule type**

No need to use paper bag. This is a cost saving for repeated use.

**Trigger switch**

Easy to operate ON-OFF



**Capsule type**



**One touch switch**



**Accepts disposable paper dust bag & cloth dust bag**

Dust disposal can be clean and simple with dust bags.

**Equipped with 3 Speed mode**


- 2: High speed mode
- 3: Max speed mode
- 1: Normal speed mode

**One touch switch**



**CL106FD**

- Max Air Flow  
**1.3 m<sup>3</sup>/min**
- Max Sealed Suction  
**3.1 kPa**
- Continuous use\*  
**42 min**



Lightweight  
**1.0kg**  
BL1016

Dust capacity  
**600 mL**

**CL108FD**

- Max Air Flow  
**1.3 m<sup>3</sup>/min**
- Max Sealed Suction  
**4.4 kPa**
- Continuous use\*  
**20 / 24 / 50 min**  
Max / High / Normal




Lightweight  
**1.0kg**  
BL1016

Dust capacity  
**600 mL**

**CL107FD**

- Max Air Flow  
**1.4 m<sup>3</sup>/min**
- Max Sealed Suction  
**5.0 kPa**
- Continuous use\*  
**20 / 24 / 50 min**  
Max / High / Normal



Lightweight  
**1.1 kg**  
BL1016

Dust capacity with dust bag  
**500mL**  
Paper filter 330mL

\*On a full battery charge with BL1041